



THANKSGIVING SUDOKU

(US Letter Paper Size)

Free Printables Created by Michelle Ordever at [The Purple Pumpkin Blog](#) | [Full T&Cs](#)

FOR PERSONAL USE ONLY – NOT FOR RESALE UNDER ANY CIRCUMSTANCES.

Colors may vary on printing due to different screen and printer settings.

(Please DO NOT share this PDF document or the file link on social media.)

You MAY share the blog post that accompanies this free printable:

<https://www.thepurplepumpkinblog.co.uk/free-printable-thanksgiving-sudoku-puzzles-for-kids/>




HOW TO PLAY SUDOKU



Sudoku puzzles are a fun way for kids to learn logical reasoning and critical thinking skills.

Each image must appear once and only once in each row, column, and 2x2 subgrid.

To complete the puzzle, cut out the picture tiles underneath the sudoku grid then place the picture tiles in the empty spaces.





Sudoku is a logic-based, number-placement puzzle. In classic sudoku, the objective is to fill a 9x9 grid with digits so that each column, each row, and each of the nine 3x3 subgrids that compose the grid contains all of the digits from 1 to 9

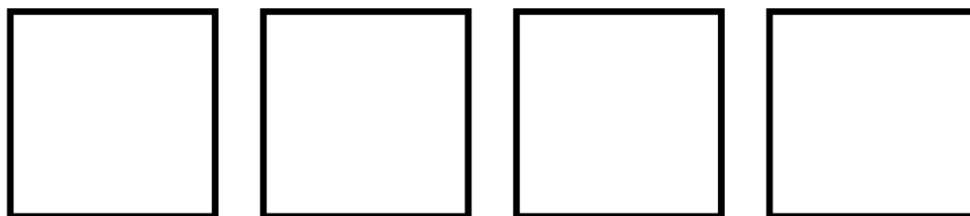

This picture version using a 4x4 grid is a great introduction to sudoku for kids! (And adults who can't quite figure out how to solve these puzzles!)

THANKSGIVING SUDOKU

Cut out the picture tiles at the bottom of the page to fill in the Sudoku grid!
Each row, column, and 2x2 grid should contain four different images!




THANKSGIVING SUDOKU SOLUTION

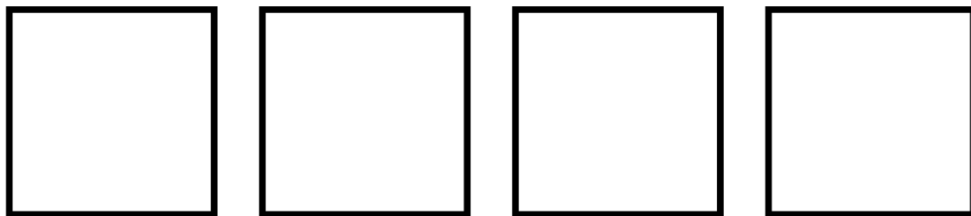


THANKSGIVING SUDOKU

Cut out the picture tiles at the bottom of the page to fill in the Sudoku grid!
Each row, column, and 2x2 grid should contain four different images!





THANKSGIVING SUDOKU SOLUTION

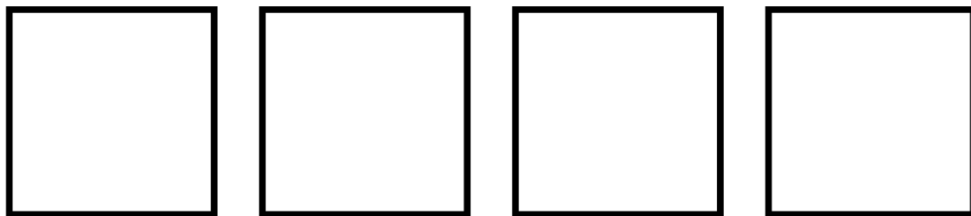


THANKSGIVING SUDOKU

Cut out the picture tiles at the bottom of the page to fill in the Sudoku grid!
Each row, column, and 2x2 grid should contain four different images!





THANKSGIVING SUDOKU SOLUTION

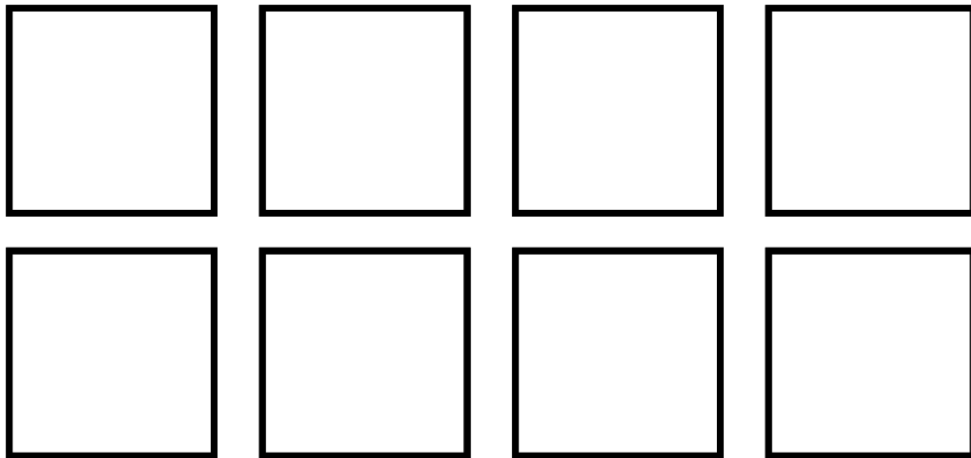


THANKSGIVING SUDOKU

Cut out the picture tiles at the bottom of the page to fill in the Sudoku grid!
Each row, column, and 2x2 grid should contain four different images!





THANKSGIVING SUDOKU SOLUTION





THANKSGIVING SUDOKU

Cut out the picture tiles at the bottom of the page to fill in the Sudoku grid!
Each row, column, and 2x2 grid should contain four different images!





THANKSGIVING SUDOKU SOLUTION



THANKSGIVING SUDOKU

Cut out the picture tiles at the bottom of the page to fill in the Sudoku grid!
Each row, column, and 2x2 grid should contain four different images!



THANKSGIVING SUDOKU SOLUTION

