

# Witch Craftivity

(US Letter paper size)



**FOR PERSONAL USE ONLY – NOT FOR RESALE UNDER ANY CIRCUMSTANCES.**


Colours may vary on printing due to different screen and printer settings.

You MAY SHARE the blog post that accompanies this free printable – the link is below.  
(Please DO NOT share this PDF document on social media.)

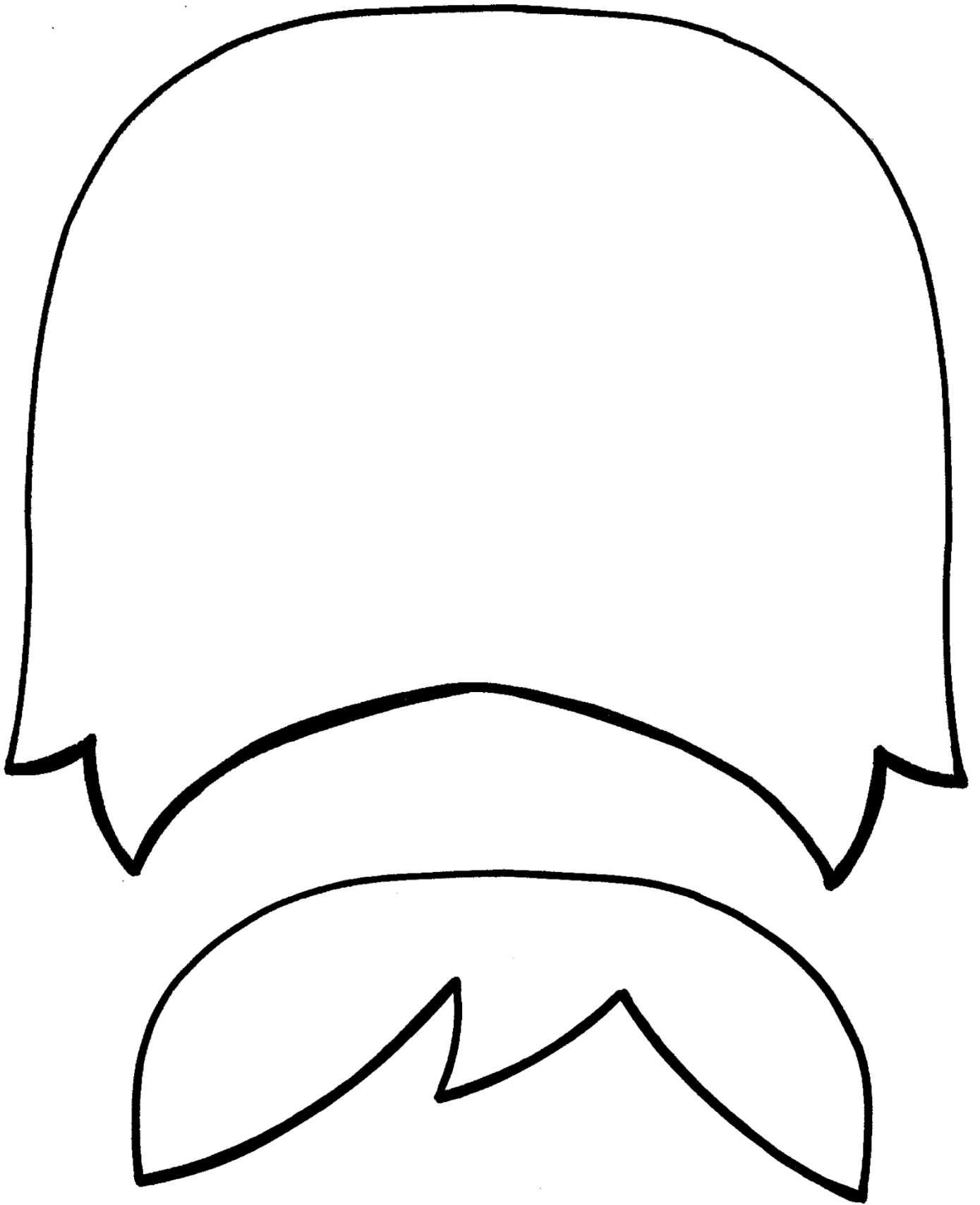
<https://www.thepurplepumpkinblog.co.uk/halloween-creative-writing-witch-craftivity/>

Free Printables Designed for Michelle Ordever at [www.thepurplepumpkinblog.co.uk](http://www.thepurplepumpkinblog.co.uk)

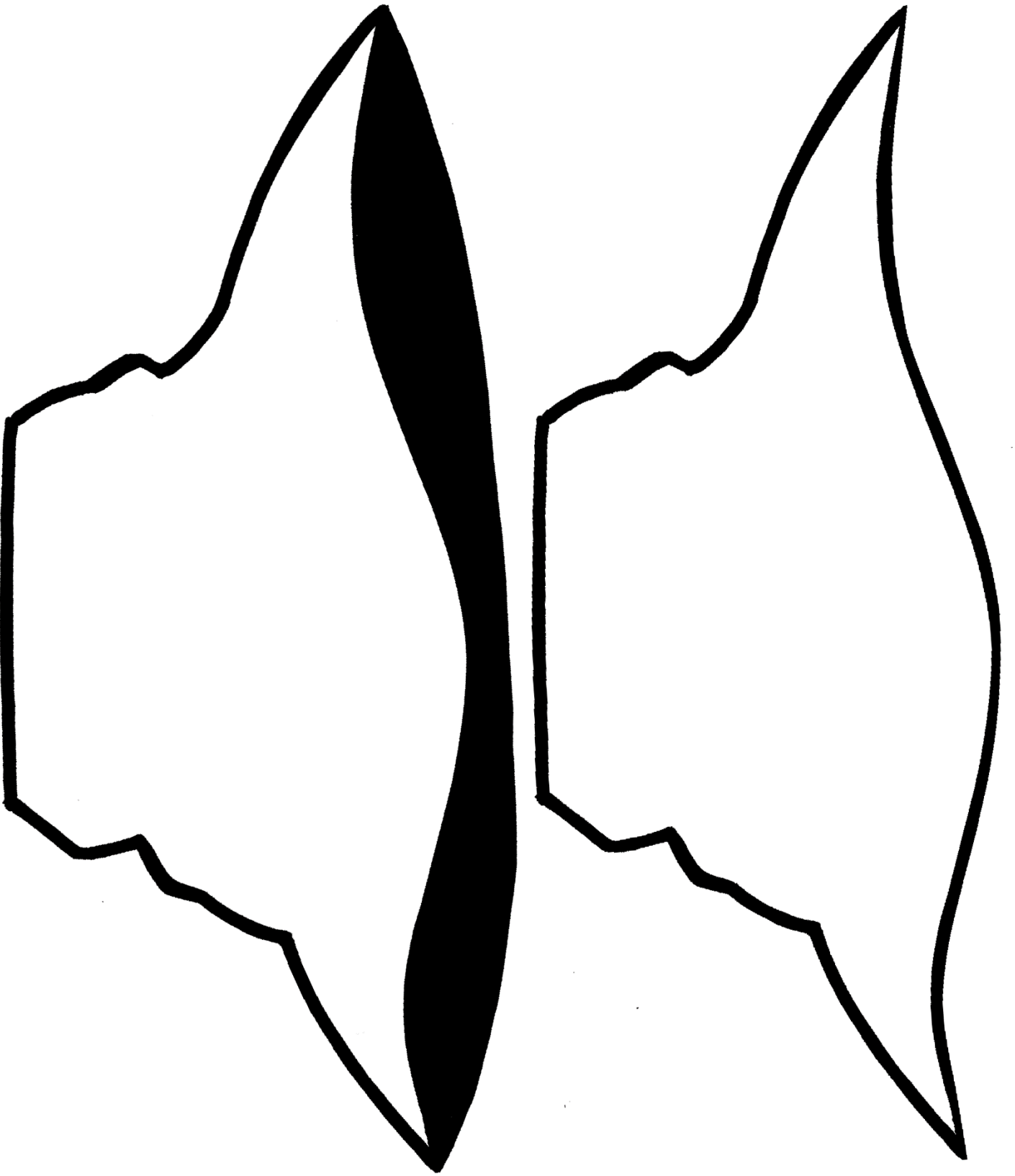
Print on Peach



Print on Bright Color





Print on Black











Print on Purple











Print on Black



Print on Yellow



Print on White




Name: \_\_\_\_\_

Date: \_\_\_\_\_

# My Witches' brew recipe

Handwriting practice area with 10 sets of lines. Each set consists of a solid top line, a dashed middle line, and a solid bottom line.



Name: \_\_\_\_\_

Date: \_\_\_\_\_

# My Witches' brew recipe

Handwriting practice area with 10 sets of lines. Each set consists of a solid top line, a dashed middle line, and a solid bottom line.